












# PRE-HEALTH, MAJOR

 - General Education Course








 - Milestone course: a key success marker for your major. See your advisor to discuss the importance of this course in your plan of study.







## Major

In addition to those courses listed under Core I, Core II and University requirements, the courses required for each major are on the suggested four-year degree plans. If you have any questions, please consult with your advisor. A Pre-Health student should work with his or her academic advisor to develop a plan to meet the academic requirements of the major of his or her choice. Suggested courses include:

| Code  | Title                          | Credit Hours |
|---|--------------------------------|--------------|
| BSC 227   | Human Anatomy                  | 4            |
| BSC 228    | Human Physiology               | 4            |
| CHM 205   | General, Organic, and Biochem  | 3            |
| CHM 211    | Principles of Chemistry I      | 3            |
| CHM 217    | Principles of Chem Lab I       | 2            |
| CHM 212   | Principles Chemistry II        | 3            |
| CHM 218  | Principles of Chem Lab II      | 2            |
| MTH 121  | Concepts and Applications (CT) | 3            |
| MTH 127  | College Algebra-Expanded       | 5            |
| MTH 130  | College Algebra                | 3            |
| PSY 201  | Introductory Psychology (CT)   | 3            |
| SOC 200  | Introductory Sociology (CT)    | 3            |

## Suggested Electives

| Code  | Title                         | Credit Hours |
|---|-------------------------------|--------------|
| ANT 201  | Cultural Anthropology (CT)    | 3            |
| ART 407   | Tribal Arts                   | 3            |
| BSC 250  | Microbiol & Human Disease     | 4            |
| CD 101  | Intro Communic Disorders      | 3            |
| CD 241  | Intro Communication Science   | 3            |
| CLS 105  | Medical-Lab Terminology (CT)  | 3            |
| DTS 202   | Introductory Foods            | 4            |
| Select a Statistics Course:   |                               | 3            |
| EDF 417   | Statistical Methods           |              |
| MGT 218   | Business Quantitative Methods |              |
| STA 225  | Introductory Statistics (CT)  |              |
| PSY 223  | Elem Behavioral Stat          |              |
| SOC 345   | Social Statistics I           |              |
| GEO 100  | Intro to Human Geography (CT) | 3            |
| PH 105  | Intro to Epidemiology         | 3            |
| PH 101  | Intro to Public Health        | 3            |
| PH 270   | Global Health (CT)            | 3            |

|  |                               |   |
|--|-------------------------------|---|
| HS 200    | Comp Medical Terminology (CT) | 3 |
| HS 220   | Personal Health               | 3 |
| HS 222   | Hlth Prov First Aid/CPR/AED   | 3 |
| HST 103   | The World Since 1850 (CT)     | 3 |
| PHY 101   | Conceptual Physics            | 3 |
| PHY 101L  | Conceptual Physics Lab        | 1 |
| SFT 235   | Intro to Occup Safety (CT)    | 3 |
| SWK 203   | Intro To Social Work          | 3 |